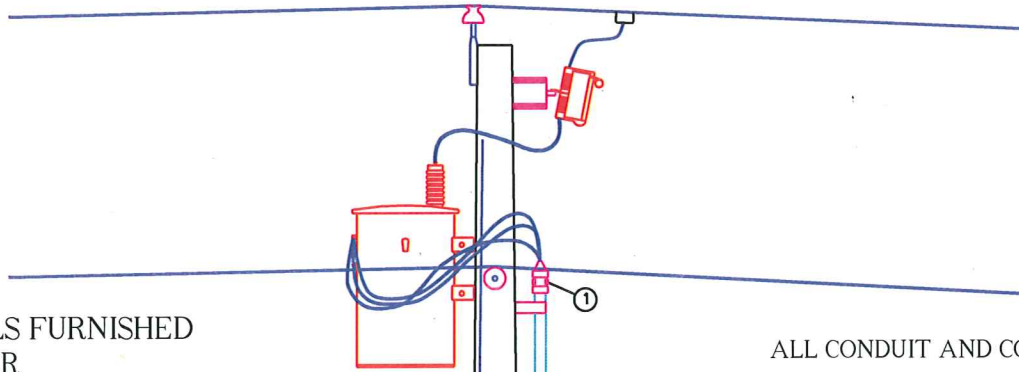


# INSTALLATION AND MATERIAL SPECIFICATIONS 100 AND 200 AMP UNDERGROUND SERVICE FROM PRIMARY POLE



## MATERIALS FURNISHED BY MEMBER

- ① CONDULATOR
- ② SCHEDULE 80 CONDUIT  
All above ground conduit must be schedule 80 PVC.
- ④ 5" STAND-OFFS  
Installed at 6'0" intervals.
- ⑤ EXPANSION JOINT  
Properly separated, Larger side up.
- ⑥ 90 DEGREE SWEEP, 36" RADIUS  
Schedule 40 PVC.
- ⑦ CONDUIT  
Schedule 40 PVC.
- ⑧ ALUMINUM WIRE  
from the transformer to building or pedestal.

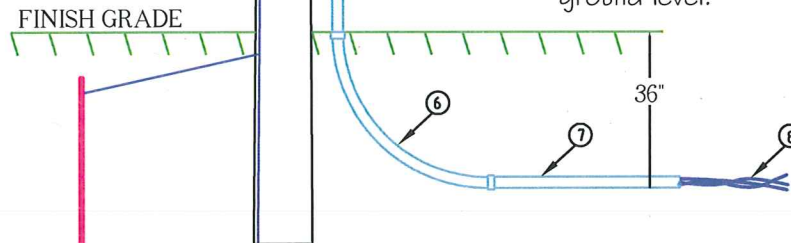
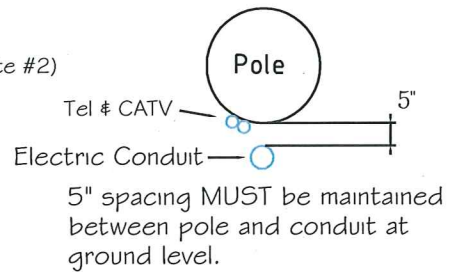
ALL CONDUIT AND COMPONENTS TO BE \_\_\_\_\_ INCH, ELECTRICAL GRADE.

Due to the size of the pole you will need to allow for an additional \_\_\_\_\_ feet of wire and \_\_\_\_\_ feet of SCH 80 conduit

TO REACH THE TRANSFORMER FROM FINISH GRADE.

**IT IS THE MEMBER'S SOLE RESPONSIBILITY TO MEASURE THE DITCH AND PURCHASE THE CORRECT LENGTH OF WIRE.**

TOP VIEW OF POLE & CONDUIT



**IMPORTANT:** (The items noted below **MUST** be done correctly before WEC completes the connection.)

1. All conduit and accessories must meet electrical grade specifications. All wiring and materials shall conform to the requirements of all applicable electrical codes. WEC **STRONGLY RECOMMENDS THE USE OF A QUALIFIED ELECTRICIAN.**
2. Conduit to be on face of pole where marked by WEC. IF NO YELLOW CONDUIT TAG EXISTS CALL WEC.
3. Conduit **SHALL** be offset 5 inches from pole.
4. For trench specifications see back side of this page.



**WASHINGTON  
ELECTRIC CO-OP**

www.washingtonco-op.com tel: 802 223-5245

sec-ug200.1

REVISED: April 20, 2005 g:\public\acad dwgs